

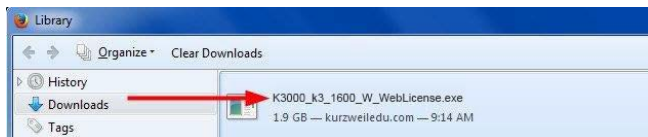
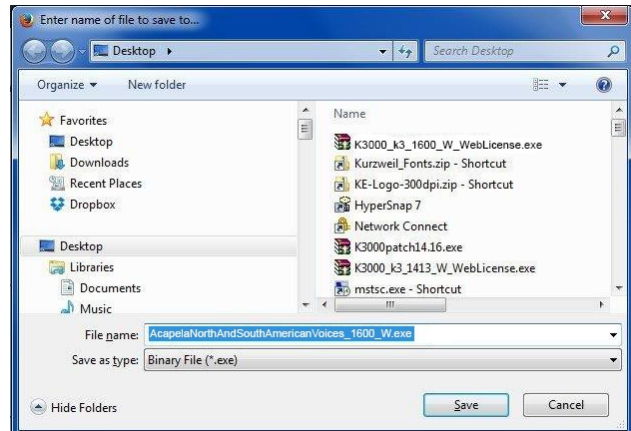
- Find a voice package you'd like to use, such as the **North and South American Voices**. **Right-click** the **Windows** link, and choose the option **Save Link As...**

- Save the voice installer files to a location that you can easily find on your computer. We recommend saving the file to your **Desktop** (pictured to the right) or **Downloads** folder. Press **Save** to save the file.

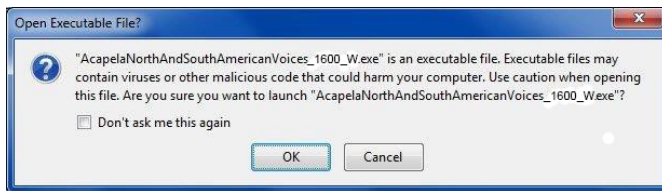
- This will start a download process, saving the file to your computer. These files may take several minutes to more than an hour to download, depending on your connection speed. Wireless connections may result in slower download speeds.

- to view the status of the download, in your web browser (Firefox, Chrome, Internet Explorer, etc.) you can press **Ctrl + J** to open your **Downloads** library window.

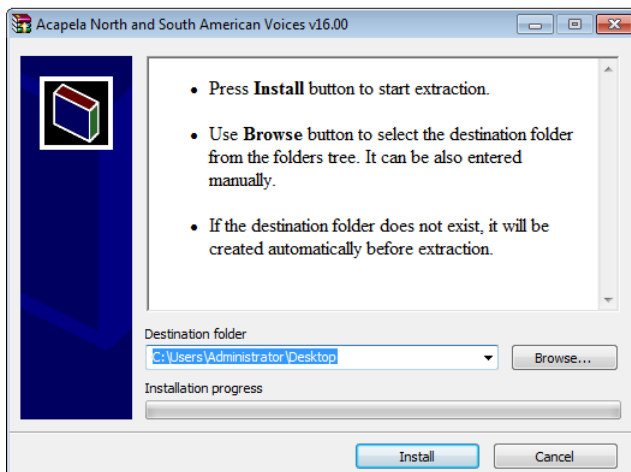
- Once the file finishes downloading, **double-click** the file to **Open** it. This will start an installation process.



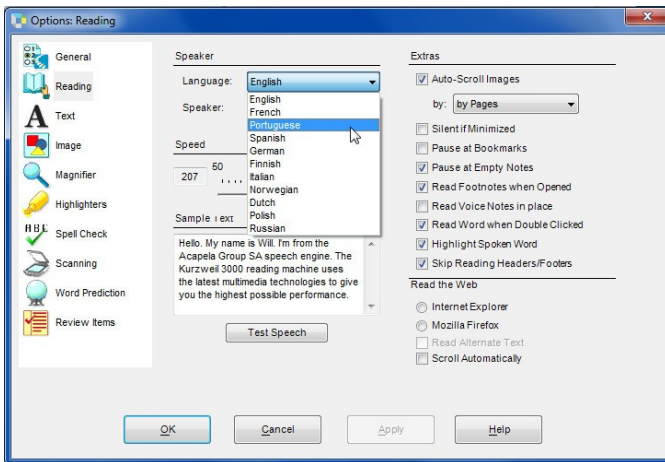
- If you receive any security warning windows, press **OK** or **Run** or **Allow**.



- Follow the prompts to install the voice package. Press **Next** for each window.



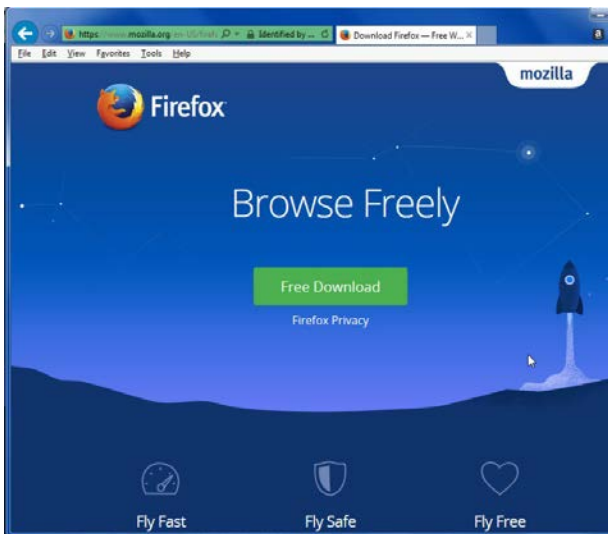
- Doing this will install additional voices for use within Kurzweil 3000.



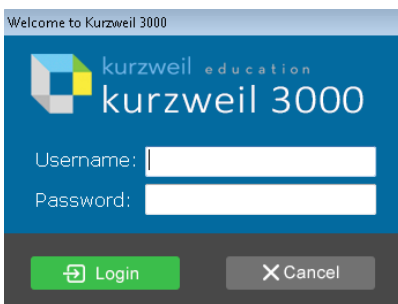
Install the Firefox Read the Web add-on (Optional Step)

After you install Kurzweil 3000, it is recommended to install the Read the Web add-on for Mozilla Firefox®. This will install a toolbar onto Firefox that will let you read some web pages in your web browser with Kurzweil 3000 voices. Note that this is for the Web License Edition only.

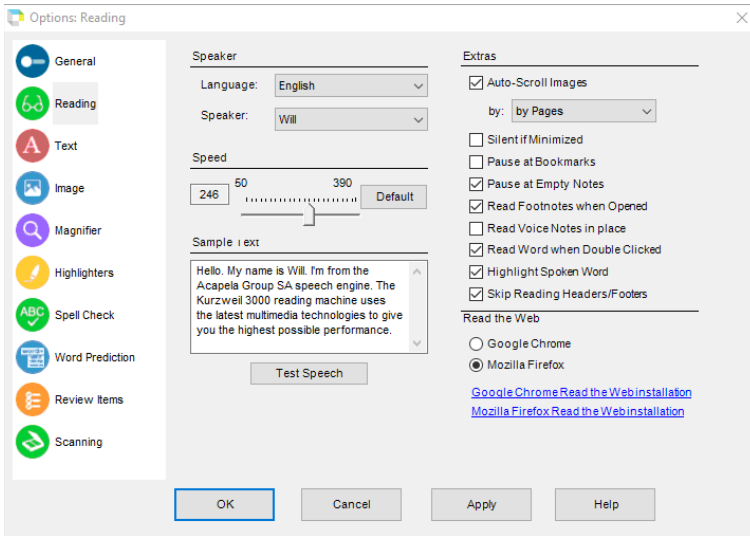
- If you do not have Mozilla Firefox, you can use this link to download Firefox



- After Mozilla Firefox is installed and working, you're ready to install the Read the Web add-on. Open Kurzweil 3000 and log in with your Kurzweil 3000 username and password.



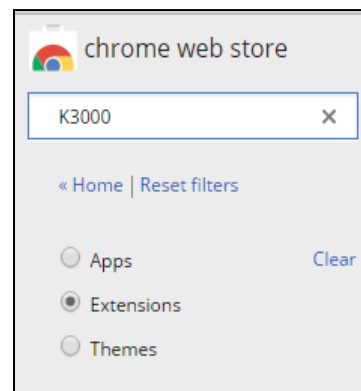
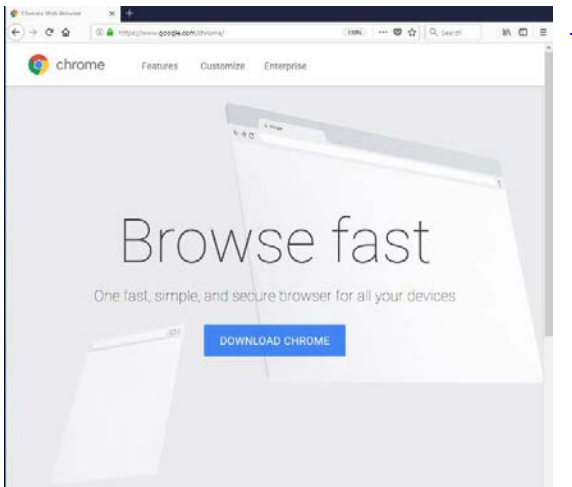
- In Kurzweil 3000, click Tools > Options > Reading. In the Options: Reading window, choose the radio button for Mozilla Firefox as your default browser.
- Click the Mozilla Firefox Read the Web Installation link. This will open a page of instructions and a link for installing Read the Web. Follow the instructions.



Install the Chrome Read the Web add-on (Optional Step)

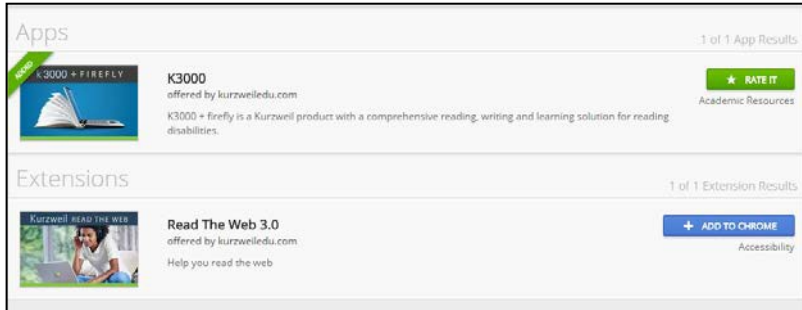
The Kurzweil 3000 Read the Web extension enables the Kurzweil 3000 Read the Web application to work with Chrome. This application is for the Kurzweil 3000 Web License Edition only. Follow the instructions below to add the Kurzweil Education Read the Web extension to your Chrome Browser.

- Be sure you have the Chrome browser installed. If you do not have the Chrome browser installed, you can use this link to [download Chrome](#)
- Locate the Google Search field on the Chrome browser and search for Chrome Web Store.

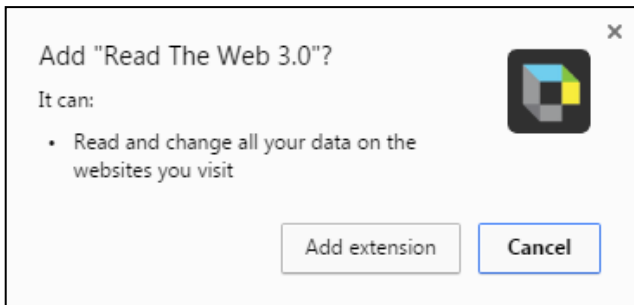


- Click the Chrome Web Store link. The Web Store is displayed.

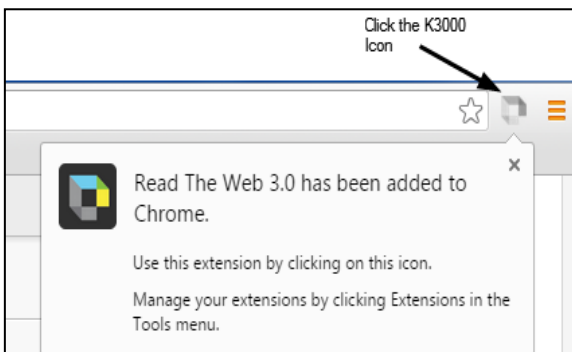
- Click Extensions. In the Search box type Kurzweil 3000. The results window displays Kurzweil 3000 Read the Web.



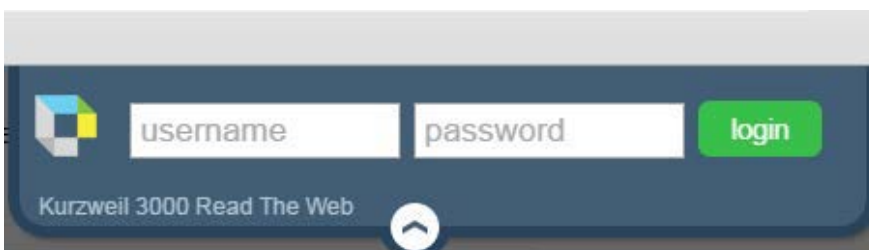
- Click the blue +ADD TO CHROME button. A confirmation window is displayed.



- Click the Add extension button. An instruction window is displayed.



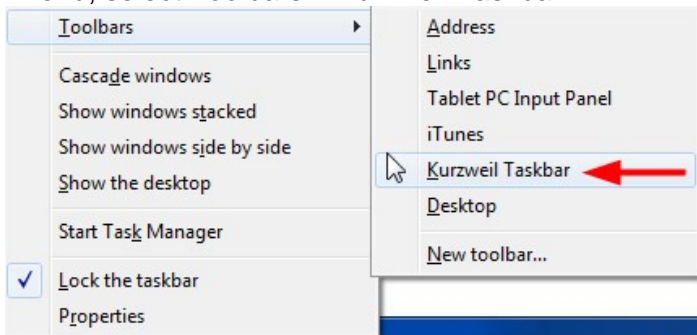
- Open a web page, then click the Kurzweil 3000 icon in the top right corner of the Chrome browser. The Read the Web login screen is displayed.
- Enter your Kurzweil 3000 Username and Password and click login. The Read the Web Extension opens for you to use.



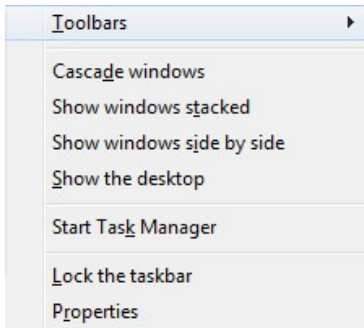
Enable the Kurzweil 3000 Taskbar (Optional Step)

Kurzweil 3000 comes with a taskbar that installs into Windows. This taskbar has multiple features, including a powerful Image Reader. It's recommended to enable it.

- To enable your Kurzweil Taskbar, right-click in an open space on your Windows Taskbar. In the context menu, select Toolbars > Kurzweil Taskbar.



- To expand the size of the Kurzweil Taskbar, right-click in an open space on your Windows Taskbar. In the context menu, select to uncheck **Lock the taskbar**. Drag the expansion bar to expand the text field of the Kurzweil Taskbar.



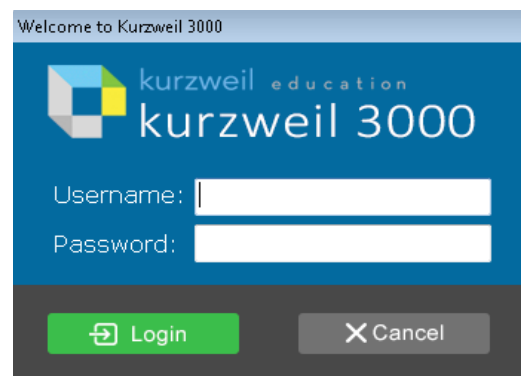
- You can now click on the **Image Reader** button on your Kurzweil Taskbar to drag rectangles around areas of your screen and have Kurzweil 3000 read any text it finds.



Your Kurzweil 3000 username and password

You are ready to log in to and use Kurzweil 3000 Web License Edition.

When you open the Kurzweil 3000 software on your computer it will prompt for your username and password. Use the username and password your administrator provided. This username and password can be used to log in to Kurzweil 3000 and Kurzweil 3000 for Web Browsers



Accessing Kurzweil 3000 for Web Browsers

Kurzweil 3000 for Web Browsers is a combination of a web-based reading tool, online file storage system, and account management system.

Educators primarily use Kurzweil 3000 for Web Browsers for its user management system, creating user accounts for others.

Students primarily use it for its web-based reading tool, letting them read files uploaded to the online file storage system called the Universal Library.

A user account should have been created for you in Kurzweil 3000 for Web Browsers. If you were not provided a username and password, please contact someone at your organization leading the implementation of Kurzweil 3000 for Web Browsers.

- You can use this link to log in and access Kurzweil 3000 for Web Browsers

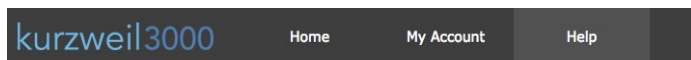


- You can also [download the Kurzweil 3000 iPad® app](#) for free from the Mac App Store

Resources

Help Resources, Kurzweil 3000 for Web Browsers

- See the Help Menu on the [Kurzweil 3000 for web browsers site](#) for guides and videos on both Kurzweil 3000 for desktop computers and the Web.



Help Documents

Getting Started Guides

- [Kurzweil 3000 for Windows](#)
- [Kurzweil 3000 for Macintosh](#)
- [Kurzweil 3000 for Web Browsers](#)
- [Read the Web](#)

Using Kurzweil 3000 for Web Browsers

- [Overview](#)
- [My Account](#)
- [User and License Management](#)
- [Using Kurzweil 3000 for Web Browsers](#)
- [Usage Reporting](#)
- [iPad app User Guide](#)
- [Classic Literature Guide](#)
- [Non-Fiction Bookbag Guide](#)

Kurzweil 3000 Web License Installation

- [Kurzweil 3000 for Windows](#)
- [Kurzweil 3000 for Macintosh](#)

Videos

- [Installing Kurzweil 3000](#)
- [Managing Kurzweil 3000](#)
- [Kurzweil Academy](#)

Additional Support

- [Customer Service](#)
- [Customer Success and Training](#)
- [Technical Support](#)

The Kurzweil Academy

Use the following [link to access the Kurzweil Academy](#) where you can find new product features, training manuals, videos, downloads, strategies and more!

Live Technical Assistance

Technical Support Department:

Call: 1-800-894-5374, option 3

Email: Tech@KurzweilEdu.com

[Kurzweil Customer Support Portal](#)

Customer Service email: CustomerService@KurzweilEdu.com

*This guide has been adapted with permission. This document is meant only as an introduction to the most basic features. For more detailed information, please visit the resources above.