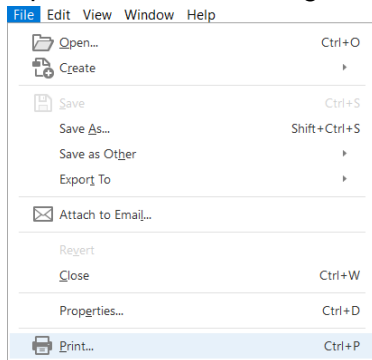


Open a Page Range from a Large PDF Document in Kurzweil 3000 for Windows using Adobe Reader

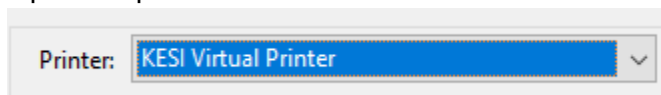
Sometimes you may want to read selected pages or specific chapters from a large PDF without opening the whole document in Kurzweil 3000. It is easier to do this using Adobe Reader rather than the Page Range Recognition window that opens each time and loads a new document into Kurzweil.

Using “KESI Virtual Printer” from Adobe Reader

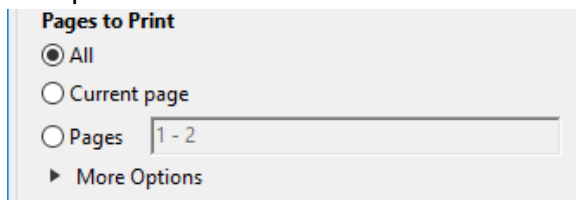
1. Login to Kurzweil 3000 and minimize once opened. If Kurzweil 3000 is not open at this point, you will be prompted to login after sending the file to the virtual printer.
2. Open the PDF file using Adobe Reader. Select “File” and “Print.”



3. Open the printer window and select “KESI Virtual Printer.”



4. Pick the appropriate page range and select Print. The document will be prepared and will open in Kurzweil.



5. The PDF file may have to be minimized or closed. Select OK for Kurzweil to recognize the document.
6. Recognizing pages may take a few minutes. Remember to SAVE the document in Kurzweil as a “.KES” after processing is completed.